

#IndianAthletics



TOKYO 2020 OLYMPICS SPECIAL

A 26-member Indian team comprising 17 men and nine women athletes will compete in the track and field events from July 30 to August 8, 2021 at the Tokyo Olympic Games. During ten days of Athletics action at the Games, the Indian athletes will compete in 14 different disciplines.



#IndianAthletics

3000M STEEPLECHASE

AVINASH SABLE

DOB: SEPTEMBER 13, 1994

PERSONAL BEST: 8:20.20 (NR) SEASON BEST: 8:20.20

BIO:

Born in the drought-prone Beed district in Maharashtra, he took to athletics after serving the Army in Siachen and Rajasthan and has quickly risen as one of the most consistent performers. Within three years of taking to running professionally, he broke the 37-year-old 3000m Steeplechase National Record in National Open Athletics Championships in Bhubaneswar on September 28, 2018. He rewrote the 3000m Steeplechase National Record twice in three days in the IAAF World Athletics Championships in Doha in October 2019, earning Olympic qualification by clocking 8:21.37 in the final where he finished 13th. He improved that time to 8:20.20 in the Federation Cup in Patiala on March 17, 2021. It was the fifth time that he was inscribing his name as the National Record holder. Avinash Sable is currently ranked 20th in World Athletics 3000m Steeplechase list.



LIVE IN ACTION ON FRIDAY, 30 JULY 2021; 05:30 AM (INDIA TIME)

Includes the Top 20 Athletes and the Top 10 Performances of 2021

Performance	Name	NOC Code	Date of Birth	Pos.	Location	Date
8:07.75	GIRMA Lamecha	ETH	26 NOV 2000	1	Monaco (MON)	9 JUL
8:07.81	KIBIWOT Abraham	KEN	6 APR 1996	2	Monaco (MON)	9 JUL
8:08.54	EL BAKKALI Soufiane	MAR	7 JAN 1996	1	Florence (ITA)	10 JUN
8:09.37	TAKELE Bikila Tadese	ETH	3 AUG 2002	1	Hengelo (NED)	8 JUN
8:09.47	WALE Getnet	ETH	16 JUL 2000	1	Ostrava (CZE)	19 MAY
8:10.56	TAKELE Bikila Tadese	ETH	3 AUG 2002	2	Florence (ITA)	10 JUN
8:11.17	BEDRANI Djilali	FRA	1 OCT 1993	3	Monaco (MON)	9 JUL
8:11.65	TINDOUFT Mohamed	MAR	12 MAR 1993	3	Florence (ITA)	10 JUN
8:12.04	ABDELWAHED Ahmed	ITA	26 MAY 1996	4	Florence (ITA)	10 JUN
8:12.11	SIME Abrham	ETH	7 NOV 2001	2	Hengelo (NED)	8 JUN
8:12.35	BEYO Chala	ETH	18 JAN 1996	5	Florence (ITA)	10 JUN
8:12.43	BELHADJ Mehdi	FRA	10 JUN 1995	4	Monaco (MON)	9 JUL
8:14.29	ZOGLAMI Osama	ITA	19 JUN 1994	6	Florence (ITA)	10 JUN
8:14.69	BOR Hillary	USA	22 NOV 1989	5	Monaco (MON)	9 JUL
8:15.09	KIGEN Benjamin	KEN	5 JUL 1993	7	Monaco (MON)	9 JUL
8:15.88	BOUCHICHA Hichem	ALG	19 MAY 1989	1	Mersin (TUR)	2 MAY
8:15.99	MIURA Ryuji	JPN	11 FEB 2002	1	Osaka (JPN)	26 JUN
8:16.75	HAILESELASSIE Yemane	ERI	21 FEB 1998	8	Florence (ITA)	10 JUN
8:17.26	BETT Leonard Kipkemoi	KEN	3 NOV 2000	1	Nairobi (KEN)	19 JUN
8:17.59	ARCE Daniel	ESP	22 APR 1992	1	Castellón de la Plana (ESP)	29 JUN
8:17.65	ZOGLAMI Ala	ITA	19 JUN 1994	1	Rovereto (ITA)	27 JUN



Indian Athletics

400M HURDLES


MP JABIR

DOB: JUNE 8, 1996

PERSONAL BEST: 49.13S SEASON BEST: 49.78S

BIO:

India's top 400m hurdler earned himself a ticket to Tokyo2020 with a string of good performances in the qualifying period. The athlete from Thavanoor in Mallapuram district in Kerala won bronze medals in successive Asian Athletics Championships in Bhubaneswar in 2017 and Doha in 2019. With sustained training in the National Camps, he recorded his first sub-50 seconds time in the Federation Cup in Patiala in March 2019 and has consistently been able to dip in under 50 seconds, attaining his career best showing (49.13 seconds) in the Asian Championships in Doha. He qualified for the Tokyo Olympic Games on the strength of his world ranking of 25, his time of 49.78 seconds in the National Inter-State Athletics Championships in Patiala on June 26 earning him valuable points.



**LIVE IN ACTION ON FRIDAY,
30 JULY 2021; 07:25 AM (INDIA TIME)**

Includes the Top 20 Athletes and the Top 10 Performances of 2021

Performance	Name	NOC Code	Date of Birth	Pos.	Location	Date
46.70	WARHOLM Karsten	NOR	28 FEB 1996	1	Oslo (NOR)	1 JUL
46.83	BENJAMIN Rai	USA	27 JUL 1996	1	Eugene, OR (USA)	26 JUN
47.08	WARHOLM Karsten	NOR	28 FEB 1996	1	Monaco (MON)	9 JUL
47.13	BENJAMIN Rai	USA	27 JUL 1996	1	Walnut, CA (USA)	9 MAY
47.34	dos SANTOS Alison	BRA	3 JUN 2000	1	Stockholm (SWE)	4 JUL
47.38	BENJAMIN Rai	USA	27 JUL 1996	1	Doha (QAT)	28 MAY
47.38	dos SANTOS Alison	BRA	3 JUN 2000	2	Oslo (NOR)	1 JUL
47.50	McMASTER Kyrion	IVB	3 JAN 1997	2	Walnut, CA (USA)	9 MAY
47.51	dos SANTOS Alison	BRA	3 JUN 2000	2	Monaco (MON)	9 JUL
47.57	dos SANTOS Alison	BRA	3 JUN 2000	2	Doha (QAT)	28 MAY
47.85	BURRELL Sean	USA	23 FEB 2002	1	Eugene, OR (USA)	11 JUN
48.08	SELMON Kenneth	USA	27 AUG 1996	2	Eugene, OR (USA)	26 JUN
48.18	HYDE Jaheel	JAM	2 FEB 1997	1	Kingston (JAM)	25 JUN
48.19	COPELLO Yasmani	TUR	15 APR 1987	2	Stockholm (SWE)	4 JUL
48.26	SAMBA Abderrahman	QAT	5 SEP 1995	4	Doha (QAT)	28 MAY
48.38	KENDZIERA David	USA	9 SEP 1994	3	Eugene, OR (USA)	26 JUN
48.39	BARR Thomas	IRL	24 JUL 1992	1	Turku (FIN)	7 JUN
48.42	SIBILIO Alessandro	ITA	27 APR 1999	1	Tallinn (EST)	10 JUL
48.49	LEVINGSTON Isaiah	USA	24 AUG 1998	2	Eugene, OR (USA)	11 JUN
48.49	MAGI Rasmus	EST	4 MAY 1992	1	Geneva (SUI)	12 JUN
48.55	BAILEY JR Aldrich	USA	6 FEB 1994	4	Eugene, OR (USA)	26 JUN
48.60	PREIS Constantin	GER	16 MAY 1998	2	Geneva (SUI)	12 JUN
48.68	KUROKAWA Kazuki	JPN	17 JUN 2001	1	Tokyo (JPN)	9 MAY
48.68	SAMUEL Cameron	USA	27 SEP 1999	3	Eugene, OR (USA)	11 JUN
48.70	NAADOKILA Moitalel Mpoke	KEN	8 FEB 2001	4	Eugene, OR (USA)	11 JUN
48.73	ALLEN CJ	USA	14 FEB 1995	1	Marietta, GA (USA)	9 JUL



#IndianAthletics

100M, 200M

DUTEE CHAND

DOB: FEBRUARY 3, 1996

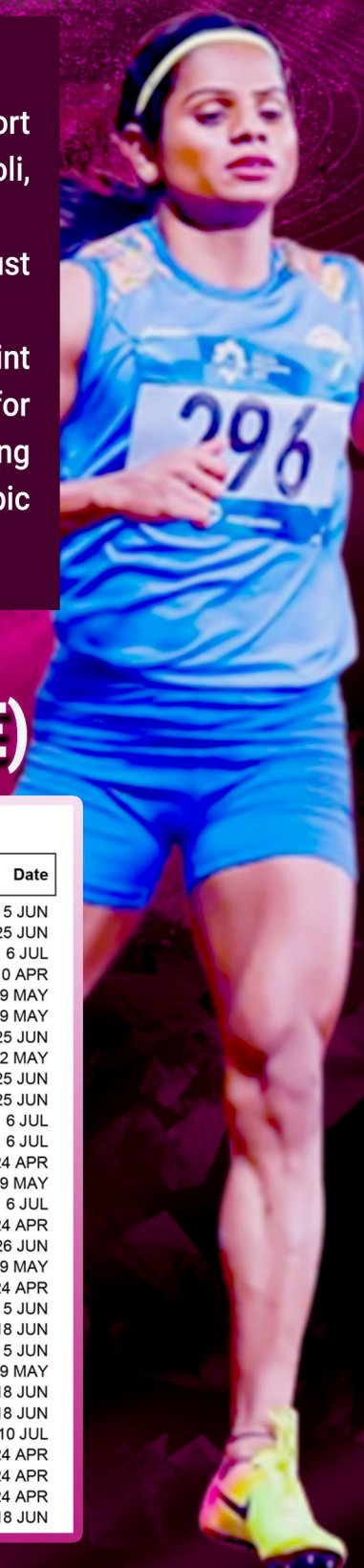
PERSONAL BEST: 100M - 11.17S (NR)

SEASON BEST: 100M - 11.17S

PERSONAL BEST: 200M - 23.00S

BIO:

India's top sprinter is a trailblazer and known for her fearless approach to her sport and to life at large. The 100m champion in the World University Games in Napoli, Italy, on July 9, 2019. The Odisha-born athlete has a personal best of 11.17 seconds clocked in the Indian Grand Prix 4 in Patiala on June 21, 2021. It was just 0.02 seconds off the Olympic Games qualifying standard laid down by World Athletics. Born in a weaver's family, Dutee Chand won silver medals in both sprint events in the Asian Games in Jakarta in 2018. The pint-sized sprinter qualified for the 100m and 200m in the Tokyo Olympic Games on the basis of her World Ranking of 47 and 59 respectively. She is heading for her second successive Olympic Games.



**LIVE IN ACTION ON FRIDAY,
30 JULY 2021; 08:10 AM (INDIA TIME)**

Includes the Top 20 Athletes and the Top 10 Performances of 2021

Performance	Wind	Name	NOC Code	Date of Birth	Pos.	Location	Date
10.63	+1.3	FRASER-PRYCE Shelly-Ann	JAM	27 DEC 1986	1	Kingston (JAM)	5 JUN
10.71	+1.0	FRASER-PRYCE Shelly-Ann	JAM	27 DEC 1986	1	Kingston (JAM)	25 JUN
10.71	+0.6	THOMPSON-HERAH Elaine	JAM	28 JUN 1992	1	Székesfehérvár (HUN)	6 JUL
10.72	+1.6	RICHARDSON Sha'Carri	USA	25 MAR 2000	1	Miramar, FL (USA)	10 APR
10.74	+1.1	RICHARDSON Sha'Carri	USA	25 MAR 2000	1h1	Walnut, CA (USA)	9 MAY
10.77	-1.2	RICHARDSON Sha'Carri	USA	25 MAR 2000	1	Walnut, CA (USA)	9 MAY
10.77	+0.9	JACKSON Shericka	JAM	16 JUL 1994	1s1	Kingston (JAM)	25 JUN
10.78	+1.8	THOMPSON-HERAH Elaine	JAM	28 JUN 1992	1	Clermont, FL (USA)	2 MAY
10.82	+1.0	JACKSON Shericka	JAM	16 JUL 1994	2	Kingston (JAM)	25 JUN
10.82	+1.1	THOMPSON-HERAH Elaine	JAM	28 JUN 1992	1s2	Kingston (JAM)	25 JUN
10.82	+0.6	FRASER-PRYCE Shelly-Ann	JAM	27 DEC 1986	2	Székesfehérvár (HUN)	6 JUL
10.86	+0.6	TA LOU Marie-Josée	CIV	18 NOV 1988	3	Székesfehérvár (HUN)	6 JUL
10.87	+1.3	MORRISON Natasha	JAM	17 NOV 1992	1	Miami, FL (USA)	24 APR
10.89	+1.3	TERRY Twanisha	USA	24 JAN 1999	1q3	College Station, TX (USA)	29 MAY
10.89	+0.6	OKAGBARE Blessing	NGR	9 OCT 1988	4	Székesfehérvár (HUN)	6 JUL
10.91	+0.7	HOBBS Aleia	USA	24 FEB 1996	1re	Baton Rouge, LA (USA)	24 APR
10.91	+0.7	ASHER-SMITH Dina	GBR	4 DEC 1995	1s3	Manchester (GBR)	26 JUN
10.92	+1.4	STURGIS Cambrea	USA	27 MAR 1999	1q3	Jacksonville, FL (USA)	29 MAY
10.96	+0.7	CLARK Tamara	USA	9 JAN 1999	2re	Baton Rouge, LA (USA)	24 APR
10.96	+1.2	BARTOLETTA Tianna	USA	30 AUG 1985	2	Miramar, FL (USA)	5 JUN
10.96	+1.1	OLIVER Javianne	USA	26 DEC 1994	1h3	Eugene, OR (USA)	18 JUN
10.97	+1.2	WILLIAMS Briana	JAM	21 MAR 2002	3	Miramar, FL (USA)	5 JUN
10.98	+0.1	NELSON Kemba	JAM	23 FEB 2000	1q2	College Station, TX (USA)	29 MAY
10.99	+1.1	WHITE Kayla	USA	14 SEP 1996	2h3	Eugene, OR (USA)	18 JUN
11.00	+0.8	THOMAS Gabrielle	USA	7 DEC 1996	1h1	Eugene, OR (USA)	18 JUN
11.01	+1.8	BURGHARDT Alexandra	GER	28 APR 1994	1	Bulle (SUI)	10 JUL
11.02	+0.7	BRISCO Mikiah	USA	14 JUL 1996	3re	Baton Rouge, LA (USA)	24 APR
11.02	+0.7	MASON Symone	USA	31 AUG 1999	4re	Baton Rouge, LA (USA)	24 APR
11.02	+1.3	GAITHER Tynia	BAH	16 MAR 1993	2	Miami, FL (USA)	24 APR
11.02	+1.1	DANIELS Teahna	USA	25 MAR 1997	3h3	Eugene, OR (USA)	18 JUN



#IndianAthletics

MIXED 4X400M RELAY TEAM

TEAM BEST: 03:15.77

ALEX ANTONY - DOB: SEPTEMBER 3, 1994
SARTHAK BHAMBRI - DOB: AUGUST 14, 1998
DHANALAKSHMI SEKHAR - DOB: JUNE 5, 1998
REVATHI VEERAMANI - DOB: NOVEMBER 2, 1997
SUBHA VENKATESAN - DOB: AUGUST 31, 1999

BIO:

The mixed relay team earned the right to be in Tokyo on the back of its seventh-place finish in the 2019 World Athletics Championships in Doha. The young women's trio of Revathi Veeramani, Subha Venkatesan and Dhanalakshmi Sekhar made it to the team after proving themselves in the trials. The duo of Alex Antony and Sarthak Bhambri earned a place in the team after registering their personal best time at Inter-State Championships and Indian Grand Prix-III, respectively.

LIVE IN ACTION ON FRIDAY, 30 JULY 2021; 04:30 PM (INDIA TIME)

Includes the Top 20 Teams and the Top 10 Performances of 2021

Performance	Name	NOC Code	Pos.	Location	Date
3:13.57	Germany	GER		Regensburg (GER)	19 JUN
3:14.06	Ukraine	UKR		Erzurum (TUR)	27 JUN
3:14.09	Nigeria	NGR		Lagos (NGR)	27 JUN
3:14.51	Bahamas	BAH		Nassau (BAH)	28 JUN
3:14.80	Turkey	TUR		Erzurum (TUR)	27 JUN
3:14.84	Czech Republic	CZE	1	Kladno (CZE)	15 JUN
3:15.09	Trinidad and Tobago	TTO		Nassau (BAH)	28 JUN
3:15.46	Ukraine	UKR	1	Erzurum (TUR)	13 JUN
3:16.21	Kenya	KEN		Nairobi (KEN)	18 JUN
3:16.52	Italy	ITA	1h2	Chorzów (POL)	1 MAY
3:16.53	Brazil	BRA	1h3	Chorzów (POL)	1 MAY
3:16.65	Belarus	BLR	2	Erzurum (TUR)	13 JUN
3:16.67	Japan	JPN	1	Osaka (JPN)	1 JUN
3:16.67	Dominican Republic	DOM	2h3	Chorzów (POL)	1 MAY
3:16.84	Ireland	IRL	3h3	Chorzów (POL)	1 MAY
3:17.00	Australia	AUS	1	Gold Coast, QLD (AUS)	12 JUN
3:17.23	Belgium	BEL	2h2	Chorzów (POL)	1 MAY
3:17.27	Great Britain	GBR	4h3	Chorzów (POL)	1 MAY
3:17.31	Canada	CAN		Montreal, QC (CAN)	27 JUN
3:17.61	Colombia	COL	3h2	Chorzów (POL)	1 MAY





Indian Athletics

DISCUS THROW

SEEMA PUNIA

DOB: JULY 27, 1983

PERSONAL BEST: 64.84M

SEASON BEST: 63.72M

BIO:

The most-experienced athlete in the Indian team, Seema will be competing in her fourth Olympic Games in Tokyo, having made her debut in 2004. The strapping discus thrower best showing in the biggest celebration of sport came in London in 2012 when she finished 12th with a best throw of 61.91m. She would have made it to the 12-thrower final had Russian Darya Pischalnikova, who had tested positive for a banned substance in May 2012, been barred from the competition. But the Russian, who finished in silver medal position, was disqualified only in February 2013. Seema won the Asian Games gold medal in 2014 and added a bronze in 2018 besides three silver medals and a bronze in her four successive Commonwealth Games appearances. She qualified for Tokyo2020 with a personal best effort of 63.72m on June 29, the final day of qualifications.



LIVE IN ACTION ON SATURDAY, 31 JULY 2021; 06:00 AM (INDIA TIME)

Includes the Top 20 Athletes and the Top 10 Performances of 2021

Performance	Name	NOC Code	Date of Birth	Pos.	Location	Date
70.22	van KLINKEN Jorinde	NED	2 FEB 2000	1	Tucson, AZ (USA)	22 MAY
70.01	ALLMAN Valarie	USA	23 FEB 1995	1q	Eugene, OR (USA)	18 JUN
69.92	ALLMAN Valarie	USA	23 FEB 1995	1	Eugene, OR (USA)	19 JUN
68.99	PEREZ Yaime	CUB	29 MAY 1991	1	Havana (CUB)	22 MAY
68.31	PERKOVIC Sandra	CRO	21 JUN 1990	1	Florence (ITA)	10 JUN
67.90	PEREZ Yaime	CUB	29 MAY 1991	1	Castellón de la Plana (ESP)	29 JUN
67.74	ALLMAN Valarie	USA	23 FEB 1995	1	Prairie View, TX (USA)	6 JUN
67.73	PEREZ Yaime	CUB	29 MAY 1991	1	Havana (CUB)	13 MAR
67.05	LAWRENCE Shadae	JAM	31 DEC 1995	2	Tucson, AZ (USA)	22 MAY
66.82	PEREZ Yaime	CUB	29 MAY 1991	2	Florence (ITA)	10 JUN
66.59	KAUR Kamalpreet	IND	4 MAR 1996	1	Patiala (IND)	21 JUN
66.40	CA Liliana	POR	5 NOV 1986	1	Leiria (POR)	6 MAR
66.31	PUDENZ Kristin	GER	9 FEB 1993	1	Halle (GER)	15 MAY
65.30	ROBERT-MICHON Melina	FRA	18 JUL 1979	1	Vénissieux (FRA)	19 JUN
65.14	CHEN Yang	CHN	10 JUL 1991	1	Chongqing (CHN)	25 JUN
64.83	FENG Bin	CHN	3 APR 1994	1	Zaozhuang (CHN)	28 APR
64.60	STROKOVA Yekaterina	ROC	17 DEC 1989	1	Adler (RUS)	14 MAY
64.41	DINCOFF Rachel	USA	24 DEC 1993	2	Tucson, AZ (USA)	20 MAY
64.40	EMILIANOV Alexandra	MDA	19 SEP 1999	1	Kiev (UKR)	28 JUN
64.25	VITA Claudine	GER	19 SEP 1996	1	Neubrandenburg (GER)	22 MAY
64.03	STEINACKER Marike	GER	3 APR 1992	2	Halle (GER)	15 MAY
63.75	CRAFT Shanice	GER	15 MAY 1993	2	Neubrandenburg (GER)	21 APR
63.72	PUNIA Seema	IND	27 JUL 1983	1	Patiala (IND)	29 JUN



Indian Athletics

DISCUS THROW

KAMALPREET KAUR

DOB: MARCH 4, 1996

PERSONAL BEST: 66.59M (NR) SEASON BEST: 66.59M

BIO:

The discus throw National Record-holder, hailing from Punjab's Sri Muktsar Sahib district, has raised visions of making it to the Olympic Games final in Tokyo. There has been no looking back since she hurled the discus past the 60m mark for the first time at the Inter-Railway Championships in Lucknow on August 17, 2018. The following year, her graph showed some ups and downs, with the 60.25m in the Federation Cup on March 15 as her best for the year. Having missed competitions in 2020 owing to the pandemic, she returned to the circle with a 65.06m throw in the Federation Cup on March 19, 2021, to earn the National Record and a berth in the Olympic Games. Unlike in the earlier years, Kamalpreet followed that up with a 66.59m throw in the Indian Grand Prix 4 on June 21 to showcase a consistency.



LIVE IN ACTION ON SATURDAY, 31 JULY 2021; 06:00 AM (INDIA TIME)

Includes the Top 20 Athletes and the Top 10 Performances of 2021

Performance	Name	NOC Code	Date of Birth	Pos.	Location	Date
70.22	van KLINKEN Jorinde	NED	2 FEB 2000	1	Tucson, AZ (USA)	22 MAY
70.01	ALLMAN Valarie	USA	23 FEB 1995	1q	Eugene, OR (USA)	18 JUN
69.92	ALLMAN Valarie	USA	23 FEB 1995	1	Eugene, OR (USA)	19 JUN
68.99	PEREZ Yaimé	CUB	29 MAY 1991	1	Havana (CUB)	22 MAY
68.31	PERKOVIC Sandra	CRO	21 JUN 1990	1	Florence (ITA)	10 JUN
67.90	PEREZ Yaimé	CUB	29 MAY 1991	1	Castellón de la Plana (ESP)	29 JUN
67.74	ALLMAN Valarie	USA	23 FEB 1995	1	Prairie View, TX (USA)	6 JUN
67.73	PEREZ Yaimé	CUB	29 MAY 1991	1	Havana (CUB)	13 MAR
67.05	LAWRENCE Shadae	JAM	31 DEC 1995	2	Tucson, AZ (USA)	22 MAY
66.82	PEREZ Yaimé	CUB	29 MAY 1991	2	Florence (ITA)	10 JUN
66.59	KAUR Kamalpreet	IND	4 MAR 1996	1	Patiala (IND)	21 JUN
66.40	CA Liliána	POR	5 NOV 1986	1	Leiria (POR)	6 MAR
66.31	PUDENZ Kristin	GER	9 FEB 1993	1	Halle (GER)	15 MAY
65.30	ROBERT-MICHON Melina	FRA	18 JUL 1979	1	Vénissieux (FRA)	19 JUN
65.14	CHEN Yang	CHN	10 JUL 1991	1	Chongqing (CHN)	25 JUN
64.83	FENG Bin	CHN	3 APR 1994	1	Zaozhuang (CHN)	28 APR
64.60	STROKOVA Yekaterina	ROC	17 DEC 1989	1	Adler (RUS)	14 MAY
64.41	DINCOFF Rachel	USA	24 DEC 1993	2	Tucson, AZ (USA)	20 MAY
64.40	EMILIANOV Alexandra	MDA	19 SEP 1999	1	Kiev (UKR)	28 JUN
64.25	VITA Claudine	GER	19 SEP 1996	1	Neubrandenburg (GER)	22 MAY
64.03	STEINACKER Marike	GER	3 APR 1992	2	Halle (GER)	15 MAY
63.75	CRAFT Shanice	GER	15 MAY 1993	2	Neubrandenburg (GER)	21 APR
63.72	PUNIA Seema	IND	27 JUL 1983	1	Patiala (IND)	29 JUN



Indian Athletics

LONG JUMP

MURLI SREESHANKAR

DOB: MARCH 27, 1999

PERSONAL BEST: 8.26M (NR) SEASON BEST: 8.26M

BIO:

He served notice of his potential to be India's premier Long Jumper when he won the bronze medal in the 2018 Asian Junior Athletics Championships in Gifu, Japan, barely two months after recovering from an appendix surgery. The jumper from Palakkad in Kerala then had a sixth-place finish in the Asian Games in Jakarta on August 26, 2018. A month later, he broke Ankit Sharma's National Record with a stunning jump across 8.20m in the National Open Championships in Bhubaneswar. The second-generation jumper improved his National Record to 8.26m in the Federation Cup in Patiala on March 16 this year to go past the Olympic Qualifying Standard and book his ticket for Tokyo2020. One of the 23 jumpers who earned automatic qualification to Tokyo2020, he is now ranked World No. 38 in Long Jump.



LIVE IN ACTION ON SATURDAY, 31 JULY 2021; 03:40 PM (INDIA TIME)

Includes the Top 20 Athletes and the Top 10 Performances of 2021

Performance	Wind	Name	NOC Code	Date of Birth	Pos.	Location	Date
8.60		TENTOGLOU Miltiadis	GRE	18 MAR 1998	1	Athens (GRE)	26 MAY
8.48	+0.1	TENTOGLOU Miltiadis	GRE	18 MAR 1998	1	Patras (GRE)	6 JUN
8.47	-0.2	HARRISON Juvaughn	USA	30 APR 1999	1	Eugene, OR (USA)	27 JUN
8.44	+0.8	HARRISON Juvaughn	USA	30 APR 1999	1	Baton Rouge, LA (USA)	24 APR
8.39	+0.6	MASSO Maykel	CUB	8 MAY 1999	1	Havana (CUB)	29 MAY
8.39	+1.5	HENDERSON Jeff	USA	19 FEB 1989	1	Chula Vista, CA (USA)	29 MAY
8.38	+0.1	TENTOGLOU Miltiadis	GRE	18 MAR 1998	1	Cluj-Napoca (ROU)	19 JUN
8.38	+0.5	DENDY Marquis	USA	17 NOV 1992	2	Eugene, OR (USA)	27 JUN
8.38	+0.9	EHEVARRIA Juan Miguel	CUB	11 AUG 1998	1	Castellón de la Plana (ESP)	29 JUN
8.36	+0.6	HASHIOKA Yuki	JPN	23 JAN 1999	1	Osaka (JPN)	27 JUN
8.34	+1.5	McLEOD Carey	JAM	14 APR 1998	1	College Station, TX (USA)	14 MAY
8.29	+1.8	CRAWFORD Corey	USA	24 DEC 1991	3	Chula Vista, CA (USA)	29 MAY
8.29	+0.2	GAYLE Tajay	JAM	2 AUG 1996	2	Monaco (MON)	9 JUL
8.28	+1.2	WARNER Damian	CAN	4 NOV 1989	d	Götzis (AUT)	29 MAY
8.27	+0.4	MONTLER Thobias	SWE	15 FEB 1996	3	Monaco (MON)	9 JUL
8.26	+1.7	JOHNSON Cheswill	RSA	30 SEP 1997	1	Pretoria (RSA)	27 FEB
8.26	+0.6	McCARTER Steffin	USA	19 JAN 1997		Austin, TX (USA)	6 MAR
8.26	+0.3	SREESHANKAR	IND	27 MAR 1999	1	Patiala (IND)	16 MAR
8.25	+0.4	LAWSON Jarrion	USA	6 MAY 1994	1	Marietta, GA (USA)	23 MAY
8.24		KHORAVA Bachana	GEO	15 MAR 1993	1	Tbilisi (GEO)	29 MAY
8.23	+1.3	BANDEIRA FRAGA Samory Uiki	BRA	29 NOV 1996	1	Bragança Paulista (BRA)	24 APR
8.19	+1.9	ALLEN Rayvon	USA	14 JUN 1999	2	Manhattan, KS (USA)	15 MAY
8.19	+0.9	HUANG Changzhou	CHN	20 AUG 1994	1	Shaoying (CHN)	13 JUN
8.19	+0.4	SIMPSON Damarcus	USA	14 JUL 1993	4	Eugene, OR (USA)	27 JUN



Indian Athletics

JAVELIN THROW

ANNU RANI

DOB: AUGUST 29, 1992

PERSONAL BEST: 63.24M (NR) SEASON BEST: 63.24M

BIO:

She won a bronze medal each in the 2014 Asian Games in Incheon and the 2017 Asian Athletics Championships in Bhubaneswar but her determination to excel on the big stage was majorly sparked by her Asian Games 2018 experience. After a disappointing show, the Meerut-born Javelin Thrower bounced back by learning not to let the pressure of expectations affect her. She had two good competitions in Doha in 2019, in the Asian Athletics Championship (silver medal, 60.22m) and in the World Athletics Championships (eighth, 61.12m in final after 62.43 in the preliminaries) assured her a place in the starting line-up in the Olympic Games in Tokyo. After the pandemic-induced spell without competition, she raised her own National Mark to 63.24m in the Federation Cup Athletics Championships in Patiala on March 15. She is currently 11th in the World Athletics Ranking list for women's Javelin Throw.

**LIVE IN ACTION ON TUESDAY,
3 AUGUST 2021; 05:50 PM (INDIA TIME)**



Includes the Top 20 Athletes and the Top 10 Performances of 2021

Performance	Name	NOC Code	Date of Birth	Pos.	Location	Date
71.40	ANDREJCZYK Maria	POL	9 MAR 1996	1	Split (CRO)	9 MAY
69.19	HUSSONG Christin	GER	17 MAR 1994	1	Chorzów (POL)	30 MAY
67.40	MALONE Maggie	USA	30 DEC 1993	1	East Stroudsburg, PA (USA)	17 JUL
66.96	HUSSONG Christin	GER	17 MAR 1994	1	Rehlingen (GER)	23 MAY
66.82	MALONE Maggie	USA	30 DEC 1993	1	Chula Vista, CA (USA)	29 MAY
66.63	HUSSONG Christin	GER	17 MAR 1994	1	Turku (FIN)	7 JUN
66.56	HUSSONG Christin	GER	17 MAR 1994	1	Ostrava (CZE)	19 MAY
66.55	LYU Huihui	CHN	26 JUN 1989	1	Chengdu (CHN)	2 APR
66.44	HUSSONG Christin	GER	17 MAR 1994	2	Split (CRO)	9 MAY
65.71	LYU Huihui	CHN	26 JUN 1989	1	Xian (CHN)	28 APR
65.13	OGRODNIKOVA Nikola	CZE	18 AUG 1990	2	Ostrava (CZE)	19 MAY
64.98	YU Yuzhen	CHN	5 MAR 1998	2	Xian (CHN)	28 APR
64.81	MUZE Lina	LAT	4 DEC 1992	1	Jelgava (LAT)	16 MAY
64.68	HUDSON Victoria	AUT	28 MAY 1996	1	Eisenstadt (AUT)	26 APR
64.56	LIU Shiyang	CHN	24 SEP 1993	1	Chengdu (CHN)	30 MAR
63.85	KHALADOVICH Tatsiana	BLR	21 JUN 1991	1	Minsk (BLR)	10 FEB
63.70	KOCINA Anete	LAT	5 FEB 1996	1	Jelgava (LAT)	26 JUN
63.50	MITCHELL Kathryn	AUS	10 JUL 1982	1	Gold Coast, QLD (AUS)	12 JUN
63.33	GLEADLE Elizabeth	CAN	5 DEC 1988	2	Chula Vista, CA (USA)	29 MAY
63.24	RANI Annu	IND	29 AUG 1992	1	Patiala (IND)	15 MAR
63.08	SPOTAKOVA Barbora	CZE	30 JUN 1981	1	Monaco (MON)	9 JUL
62.73	JASIUNAITE Liveta	LTU	26 JUL 1994	1	Székesfehérvár (HUN)	6 JUL
62.39	TAKEMOTO Sae	JPN	23 NOV 1999	1	Hiratsuka (JPN)	5 JUN
62.25	VUCENOVIC Marija	SRB	3 APR 1993	5	Split (CRO)	9 MAY
61.75	UEDA Momone	JPN	27 JUN 1999	1	Niigata (JPN)	6 JUN
61.69	SZILAGYI Reka	HUN	19 JAN 1996		Szombathely (HUN)	6 MAR



Indian Athletics

SHOT PUT

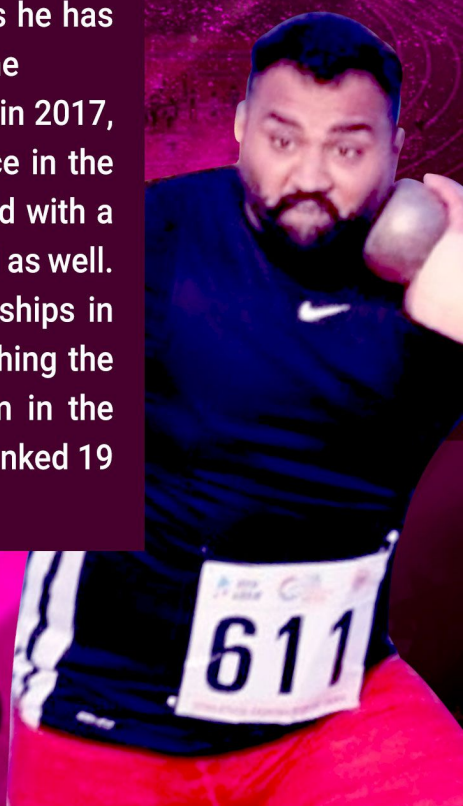
TAJINDER PAL SINGH TOOR

DOB: NOVEMBER 13, 1994

PERSONAL BEST: 21.49M (NR) SEASON BEST: 21.49M

BIO:

Consistency is a hallmark of this athlete from Moga district in Punjab as he has constantly sought improvement in his performance. Having surfaced at the international level in the Asian Athletics Championships in Bhubaneswar in 2017, Tajinderpal Singh Toor has been one of India's best bets. An eighth place in the tough Commonwealth Games in 2018 was followed by Asian Games gold with a put of 20.75m, good for National Record and as a new Asian Games record as well. He improved on that showing in the National Open Athletics Championships in Ranchi on October 12, 2019, when he found a great rhythm. After breaching the Olympic Qualifying Standard with an Asian Record distance of 21.49m in the Indian Grand Prix 4 in Patiala on June 21, Tajinderpal Singh Toor is now ranked 19 in the World Athletics Shot Put rankings.



**LIVE IN ACTION ON TUESDAY,
3 AUGUST 2021; 03:45 PM (INDIA TIME)**

Includes the Top 20 Athletes and the Top 10 Performances of 2021

Performance	Name	NOC Code	Date of Birth	Pos.	Location	Date
23.37	CROUSER Ryan	USA	18 DEC 1992	1	Eugene, OR (USA)	18 JUN
23.01	CROUSER Ryan	USA	18 DEC 1992	1	Tucson, AZ (USA)	22 MAY
22.92	CROUSER Ryan	USA	18 DEC 1992	1q	Eugene, OR (USA)	18 JUN
22.72	KOVACS Joe	USA	28 JUN 1989	1	Columbus, OH (USA)	1 MAY
22.69	CROUSER Ryan	USA	18 DEC 1992	1	Fayetteville, AR (USA)	7 MAY
22.60	CROUSER Ryan	USA	18 DEC 1992	1	Tucson, AZ (USA)	20 MAY
22.34	HILL Darrell	USA	17 AUG 1993	1	Walnut, CA (USA)	9 MAY
22.34	KOVACS Joe	USA	28 JUN 1989	2	Eugene, OR (USA)	18 JUN
22.22	WALSH Tomas	NZL	1 MAR 1992	1	Székesfehérvár (HUN)	6 JUL
22.17	HARATYK Michal	POL	10 APR 1992	1	Warsaw (POL)	15 MAY
21.94	MIHALJEVIC Filip	CRO	31 JUL 1994	1	Karlovac (CRO)	5 JUN
21.92	OTTERDAHL Payton	USA	2 APR 1996	3	Eugene, OR (USA)	18 JUN
21.88	SINANCEVIC Armin	SRB	14 AUG 1996	3	Doha (QAT)	28 MAY
21.84	AWOTUNDE Josh Olayinka	USA	12 JUN 1995	5	Eugene, OR (USA)	18 JUN
21.71	BERTEMES Bob	LUX	24 MAY 1993	1	Rehlingen (GER)	23 MAY
21.71	FABBRI Leonardo	ITA	15 APR 1997	3	Florence (ITA)	10 JUN
21.56	ROMANI Darlan	BRA	9 APR 1991	1	Bragança Paulista (BRA)	23 JUN
21.55	GILL Jacko	NZL	20 DEC 1994	1	Auckland (NZL)	10 JUL
21.53	ENEKWECHI Chukwuebuka	NGR	28 JAN 1993	1	Prairie View, TX (USA)	6 JUN
21.49	TOOR Tajinderpal Singh	IND	13 NOV 1994	1	Patiala (IND)	21 JUN
21.40	PONZIO Nick	ITA	4 JAN 1995	2	Irvine, CA (USA)	15 MAY
21.35	PEZER Mesud	BIH	27 AUG 1994		Zenica (BIH)	17 JUL
21.31	KOLASINAC Asmir	SRB	15 OCT 1984		Beograd (SRB)	29 JUN
21.29	TOADER Andrei Rares	ROU	26 MAY 1997	1	Brno (CZE)	13 JUN
21.28	LINCOLN Scott	GBR	7 MAY 1993	2	Brno (CZE)	13 JUN



#IndianAthletics

JAVELIN THROW


NEERAJ CHOPRA

DOB: DECEMBER 24, 1997

PERSONAL BEST: 88.07M (NR) SEASON BEST: 88.07M

BIO:

The Javelin Thrower must now be among India's most recognised athletes. The long-haired lad from Haryana first caught the fans' imagination when he won the World Junior Athletics Championships in Bydgoszcz, Poland, on July 23, 2016, with a throw of 86.48m. In 2018, he won gold in the Commonwealth Games in Gold Coast (86.47m) and the Asian Games in Jakarta (88.06m) but had to take time off for rest and rehabilitation owing to an elbow injury. He secured qualification for the Olympic Games with a throw of 87.86m in the ACNW League Meeting 1 in Potchefstroom, South Africa, to mark his return to competition after 16 months in rehabilitation. He improved his own National Record to 88.07m in the Indian Grand Prix 1 in Patiala on March 5, 2021. Subsequently, he has thrown 86.79m in the Kuortane Games in Finland on June 27, 2021.



LIVE IN ACTION ON WEDNESDAY, 4 AUGUST 2021; 05:35 AM (INDIA TIME)

Includes the Top 20 Athletes and the Top 10 Performances of 2021

Performance	Name	NOC Code	Date of Birth	Pos.	Location	Date
96.29	VETTER Johannes	GER	26 MAR 1993	1	Chorzów (POL)	29 MAY
94.20	VETTER Johannes	GER	26 MAR 1993	1	Ostrava (CZE)	19 MAY
93.59	VETTER Johannes	GER	26 MAR 1993	1	Kuortane (FIN)	26 JUN
93.20	VETTER Johannes	GER	26 MAR 1993	1	Dessau (GER)	21 MAY
92.14	VETTER Johannes	GER	26 MAR 1993	1	Lucerne (SUI)	29 JUN
91.50	VETTER Johannes	GER	26 MAR 1993	1	Offenburg (GER)	24 APR
91.12	VETTER Johannes	GER	26 MAR 1993	1	Split (CRO)	8 MAY
89.55	KRUKOWSKI Marcin	POL	14 JUN 1992	1	Turku (FIN)	8 JUN
89.12	WALCOTT Keshorn	TTO	2 APR 1993	2	Kuortane (FIN)	26 JUN
88.07	CHOPRA Neeraj	IND	24 DEC 1997	1	Patiala (IND)	5 MAR
87.57	CAKSS Gatis	LAT	13 JUN 1995	1	Eisenstadt (AUT)	9 JUN
86.66	MARDARE Andrian	MDA	20 JUN 1995	2	Split (CRO)	8 MAY
86.38	NADEEM Arshad	PAK	2 JAN 1997	1	Mashhad (IRI)	12 APR
85.97	van ROOYEN Rocco	RSA	23 DEC 1992	1	Parow (RSA)	27 FEB
85.67	SHUEY Michael	USA	2 FEB 1994		East Stroudsburg, PA (USA)	17 JUL
85.10	KATKAVETS Aliaksei	BLR	7 JUN 1998	1	Brest (BLR)	29 APR
85.06	MIALESHKA Pavel	BLR	24 NOV 1992	1	Prague (CZE)	7 JUN
85.03	KUUSELA Toni	FIN	21 JAN 1994	2	Orimattila (FIN)	15 JUN
84.95	WEBER Julian	GER	29 AUG 1994	3	Lucerne (SUI)	29 JUN
84.80	JAINAGA Odei	ESP	14 OCT 1997	3	Chorzów (POL)	29 MAY
83.88	ABDELRAHMAN Ihab	EGY	1 MAY 1989		EL Maadi (EGY)	28 JUN
83.53	MATUSEVICIUS Edis	LTU	30 JUN 1996	1	Palanga (LTU)	26 JUN
83.46	PETERS Anderson	GRN	21 OCT 1997	4	Kuortane (FIN)	26 JUN
82.84	ETELATALO Lassi	FIN	30 APR 1988	4	Orimattila (FIN)	15 JUN
82.78	THOMPSON Curtis	USA	8 FEB 1996	1	Eugene, OR (USA)	21 JUN
82.63	VESELY Vitezslav	CZE	27 FEB 1983	3	Prague (CZE)	7 JUN



Indian Athletics

JAVELIN THROW

SHIVPAL SINGH

DOB: JULY 6, 1995

PERSONAL BEST: 86.23M SEASON BEST: 81.63M

BIO:

This Javelin Thrower from Varanasi in Uttar Pradesh punched turf at 85.47m in the ACNW Meet in Potchefstroom, South Africa, on March 10, 2020, to secure a place in Tokyo2020. Having taken to the event like a duck to water since he grew up in a family of javelin throwers, he showed improvement since breaching the 80m mark for the first time in the National Inter-State Athletics Championships on June 28, 2018. An elbow injury saw him finish eighth in the Asian Games later that year. But he bounced back with the silver medal with a personal best throw of 86.23m in the 2019 Asian Athletics Championships in Doha and backed that up with the gold (83.33m) in the World Military Games in Wuhan on October 24, 2019. He is one the 22 throwers in the 32-man field who met the Entry Standard laid down by World Athletics. He is now ranked World No. 18.

**LIVE IN ACTION ON WEDNESDAY,
4 AUGUST 2021; 05:35 AM (INDIA TIME)**

Includes the Top 20 Athletes and the Top 10 Performances of 2021

Performance	Name	NOC Code	Date of Birth	Pos.	Location	Date
96.29	VETTER Johannes	GER	26 MAR 1993	1	Chorzów (POL)	29 MAY
94.20	VETTER Johannes	GER	26 MAR 1993	1	Ostrava (CZE)	19 MAY
93.59	VETTER Johannes	GER	26 MAR 1993	1	Kuortane (FIN)	26 JUN
93.20	VETTER Johannes	GER	26 MAR 1993	1	Dessau (GER)	21 MAY
92.14	VETTER Johannes	GER	26 MAR 1993	1	Lucerne (SUI)	29 JUN
91.50	VETTER Johannes	GER	26 MAR 1993	1	Offenburg (GER)	24 APR
91.12	VETTER Johannes	GER	26 MAR 1993	1	Split (CRO)	8 MAY
89.55	KRUKOWSKI Marcin	POL	14 JUN 1992	1	Turku (FIN)	8 JUN
89.12	WALCOTT Keshorn	TTO	2 APR 1993	2	Kuortane (FIN)	26 JUN
88.07	CHOPRA Neeraj	IND	24 DEC 1997	1	Patiala (IND)	5 MAR
87.57	CAKSS Gatis	LAT	13 JUN 1995	1	Eisenstadt (AUT)	9 JUN
86.66	MARDARE Andrian	MDA	20 JUN 1995	2	Split (CRO)	8 MAY
86.38	NADEEM Arshad	PAK	2 JAN 1997	1	Mashhad (IRI)	12 APR
85.97	van ROOYEN Rocco	RSA	23 DEC 1992	1	Parow (RSA)	27 FEB
85.67	SHUEY Michael	USA	2 FEB 1994		East Stroudsburg, PA (USA)	17 JUL
85.10	KATKAVETS Aliaksei	BLR	7 JUN 1998	1	Brest (BLR)	29 APR
85.06	MIALESHKA Pavel	BLR	24 NOV 1992	1	Prague (CZE)	7 JUN
85.03	KUUSELA Toni	FIN	21 JAN 1994	2	Orimattila (FIN)	15 JUN
84.95	WEBER Julian	GER	29 AUG 1994	3	Lucerne (SUI)	29 JUN
84.80	JAINAGA Odei	ESP	14 OCT 1997	3	Chorzów (POL)	29 MAY
83.88	ABDELRAHMAN Ihab	EGY	1 MAY 1989		EL Maadi (EGY)	28 JUN
83.53	MATUSEVICIUS Edis	LTU	30 JUN 1996	1	Palanga (LTU)	26 JUN
83.46	PETERS Anderson	GRN	21 OCT 1997	4	Kuortane (FIN)	26 JUN
82.84	ETELATALO Lassi	FIN	30 APR 1988	4	Orimattila (FIN)	15 JUN
82.78	THOMPSON Curtis	USA	8 FEB 1996	1	Eugene, OR (USA)	21 JUN
82.63	VESELY Vitezslav	CZE	27 FEB 1983	3	Prague (CZE)	7 JUN



#IndianAthletics

20KM RACE WALK

KT IRFAN

DOB: FEBRUARY 8, 1990

PERSONAL BEST: 1:20:21 SEASON BEST: -

BIO:

Called the Mallapuram Express, the vastly experienced Irfan leads the Indian challenge in the 20km Race-Walking competition in the Olympic Games. Son of a humble daily wage-earner in Kerala, Irfan finished in the 10th place with a memorable effort in the 2012 London Olympic Games, clocking 1:20:21 after lying fifth at the 8km mark. He was fifth in the Asian Games in Incheon, Korea (1:23:18). Irfan returns for his second Olympic Games after missing out in 2016 because of a stress fracture. He was the first Indian athlete to qualify for Tokyo2020 when he finished fourth in the Asian Race-Walking Championships in Nomi, Japan, on March 17, 2019. He has recovered from Covid-19 and is looking forward to putting his best foot forward in Tokyo.



LIVE IN ACTION ON THURSDAY, 5 AUGUST 2021; 01:00 PM (INDIA TIME)

Includes the Top 20 Athletes and the Top 10 Performances of 2021

Performance	Name	NOC Code	Date of Birth	Pos.	Location	Date
1:16:54	WANG Kaihua	CHN	16 FEB 1994	1	Huangshan (CHN)	20 MAR
1:17:20	YAMANISHI Toshikazu	JPN	15 FEB 1996	1	Kobe (JPN)	21 FEB
1:17:39	CAI Zelin	CHN	11 APR 1991	2	Huangshan (CHN)	20 MAR
1:17:39	ZHANG Jun	CHN	20 JUL 1998	3	Huangshan (CHN)	20 MAR
1:17:52	CUI Lihong	CHN	13 MAY 1999	4	Huangshan (CHN)	20 MAR
1:18:04	TAKAHASHI Eiki	JPN	19 NOV 1992	2	Kobe (JPN)	21 FEB
1:18:04	SUN Shuai	CHN	15 SEP 1999	5	Huangshan (CHN)	20 MAR
1:18:23	GATHIMBA Samuel Ileri	KEN	26 OCT 1987	1	Nairobi (KEN)	18 JUN
1:18:42	KORKMAZ Salih	TUR	1 JAN 1997	1	Antalya (TUR)	6 MAR
1:18:44	XU Hao	CHN	6 FEB 1999	6	Huangshan (CHN)	20 MAR
1:18:45	MIZINOV Vasilii	ROC	29 DEC 1997	1	Sochi (RUS)	19 FEB
1:18:45	IKEDA Koki	JPN	3 MAY 1998	3	Kobe (JPN)	21 FEB
1:18:45	KARLSTROM Perseus	SWE	2 MAY 1990	1	Murcia (ESP)	14 MAR
1:18:59	ZHANG Yao	CHN	11 JAN 2000	7	Huangshan (CHN)	20 MAR
1:19:14	MARTIN Alvaro	ESP	18 JUN 1994	2	Podebrady (CZE)	16 MAY
1:19:19	GARCIA Diego	ESP	19 JAN 1996	3	Podebrady (CZE)	16 MAY
1:19:23	SHIROBOKOV Sergey	ROC	11 FEB 1999	2	Sochi (RUS)	19 FEB
1:19:25	LOPEZ Miguel Angel	ESP	3 JUL 1988	4	Podebrady (CZE)	16 MAY
1:19:29	ZABUZHENKO Eduard	UKR	18 APR 1998	2	Antalya (TUR)	6 MAR
1:19:33	NIU Wenchao	CHN	20 APR 1998	8	Huangshan (CHN)	20 MAR



Indian Athletics

20KM RACE WALK

SANDEEP KUMAR

DOB: MAY 1, 1986

PERSONAL BEST: 11:20:16 SEASON BEST: 1:20:16

BIO:

The senior-most race walker in the Indian team, Sandeep is a sharp competitor with a gritty attitude. He finished 36th in the 50km walk event (4:07:55) in the Rio Olympic Games in 2016. He will recall that he moved up after a slow start from the 57th position to be among the 49 finishers. And now with the 50km event being discarded from the Olympic programme, he qualified for the 20km event for Tokyo2020 by breaking the National Record with a time of 1:20:16 in the National Race-Walking Championships in Ranchi on February 13, 2021. He had to endure a heartbreak the previous year when he missed the qualifying standard by a mere 34 seconds and trained in the paddy fields in his village during lockdown to retain his intensity. He is ranked 42nd on the World Athletics Men's 20km Race Walking charts.



**LIVE IN ACTION ON THURSDAY,
5 AUGUST 2021; 01:00 PM (INDIA TIME)**

Includes the Top 20 Athletes and the Top 10 Performances of 2021

Performance	Name	NOC Code	Date of Birth	Pos.	Location	Date
1:16:54	WANG Kaihua	CHN	16 FEB 1994	1	Huangshan (CHN)	20 MAR
1:17:20	YAMANISHI Toshikazu	JPN	15 FEB 1996	1	Kobe (JPN)	21 FEB
1:17:39	CAI Zelin	CHN	11 APR 1991	2	Huangshan (CHN)	20 MAR
1:17:39	ZHANG Jun	CHN	20 JUL 1998	3	Huangshan (CHN)	20 MAR
1:17:52	CUI Lihong	CHN	13 MAY 1999	4	Huangshan (CHN)	20 MAR
1:18:04	TAKAHASHI Eiki	JPN	19 NOV 1992	2	Kobe (JPN)	21 FEB
1:18:04	SUN Shuai	CHN	15 SEP 1999	5	Huangshan (CHN)	20 MAR
1:18:23	GATHIMBA Samuel Ireri	KEN	26 OCT 1987	1	Nairobi (KEN)	18 JUN
1:18:42	KORKMAZ Salih	TUR	1 JAN 1997	1	Antalya (TUR)	6 MAR
1:18:44	XU Hao	CHN	6 FEB 1999	6	Huangshan (CHN)	20 MAR
1:18:45	MIZINOV Vasiliy	ROC	29 DEC 1997	1	Sochi (RUS)	19 FEB
1:18:45	IKEDA Koki	JPN	3 MAY 1998	3	Kobe (JPN)	21 FEB
1:18:45	KARLSTROM Perseus	SWE	2 MAY 1990	1	Murcia (ESP)	14 MAR
1:18:59	ZHANG Yao	CHN	11 JAN 2000	7	Huangshan (CHN)	20 MAR
1:19:14	MARTIN Alvaro	ESP	18 JUN 1994	2	Podebrady (CZE)	16 MAY
1:19:19	GARCIA Diego	ESP	19 JAN 1996	3	Podebrady (CZE)	16 MAY
1:19:23	SHIROBOKOV Sergey	ROC	11 FEB 1999	2	Sochi (RUS)	19 FEB
1:19:25	LOPEZ Miguel Angel	ESP	3 JUL 1988	4	Podebrady (CZE)	16 MAY
1:19:29	ZABUZHENKO Eduard	UKR	18 APR 1998	2	Antalya (TUR)	6 MAR
1:19:33	NIU Wenchao	CHN	20 APR 1998	8	Huangshan (CHN)	20 MAR



#IndianAthletics

20KM RACE WALK RAHUL

DOB: JULY 5, 1996

PERSONAL BEST: 1:20:26 SEASON BEST: 1:20:26

BIO:

Hailing from a modest family in Bahadurgarh in Haryana, Rahul qualified for Tokyo2020 with a time of 1:20:26 when finishing second behind Sandeep Kumar in the 20km event in the National Race-Walking Championships in Ranchi on February 13, 2021. Like everyone else affected by the pandemic, he had to endure a long wait after having missed the bus in the previous edition a year earlier, finishing 0.59 seconds more than the Entry Standard of 1:21:00. Having picked up the fundamentals of race-walking early, he nearly gave up the sport in 2016 until he was recruited by the Army in February 2017. As a youngster, he had been competing in 10km races but the switch to the 20km event has paid him rich dividends with a berth in the Olympic squad.



**LIVE IN ACTION ON THURSDAY,
5 AUGUST 2021; 01:00 PM (INDIA TIME)**

Includes the Top 20 Athletes and the Top 10 Performances of 2021

Performance	Name	NOC Code	Date of Birth	Pos.	Location	Date
1:16:54	WANG Kaihua	CHN	16 FEB 1994	1	Huangshan (CHN)	20 MAR
1:17:20	YAMANISHI Toshikazu	JPN	15 FEB 1996	1	Kobe (JPN)	21 FEB
1:17:39	CAI Zelin	CHN	11 APR 1991	2	Huangshan (CHN)	20 MAR
1:17:39	ZHANG Jun	CHN	20 JUL 1998	3	Huangshan (CHN)	20 MAR
1:17:52	CUI Lihong	CHN	13 MAY 1999	4	Huangshan (CHN)	20 MAR
1:18:04	TAKAHASHI Eiki	JPN	19 NOV 1992	2	Kobe (JPN)	21 FEB
1:18:04	SUN Shuai	CHN	15 SEP 1999	5	Huangshan (CHN)	20 MAR
1:18:23	GATHIMBA Samuel Ireri	KEN	26 OCT 1987	1	Nairobi (KEN)	18 JUN
1:18:42	KORKMAZ Salih	TUR	1 JAN 1997	1	Antalya (TUR)	6 MAR
1:18:44	XU Hao	CHN	6 FEB 1999	6	Huangshan (CHN)	20 MAR
1:18:45	MIZINOV Vasilij	ROC	29 DEC 1997	1	Sochi (RUS)	19 FEB
1:18:45	IKEDA Koki	JPN	3 MAY 1998	3	Kobe (JPN)	21 FEB
1:18:45	KARLSTROM Perseus	SWE	2 MAY 1990	1	Murcia (ESP)	14 MAR
1:18:59	ZHANG Yao	CHN	11 JAN 2000	7	Huangshan (CHN)	20 MAR
1:19:14	MARTIN Alvaro	ESP	18 JUN 1994	2	Podebrady (CZE)	16 MAY
1:19:19	GARCIA Diego	ESP	19 JAN 1996	3	Podebrady (CZE)	16 MAY
1:19:23	SHIROBOKOV Sergey	ROC	11 FEB 1999	2	Sochi (RUS)	19 FEB
1:19:25	LOPEZ Miguel Angel	ESP	3 JUL 1988	4	Podebrady (CZE)	16 MAY
1:19:29	ZABUZHENKO Eduard	UKR	18 APR 1998	2	Antalya (TUR)	6 MAR
1:19:33	NIU Wenchao	CHN	20 APR 1998	8	Huangshan (CHN)	20 MAR



#IndianAthletics

20KM RACE WALK


BHAWNA JAT

DOB: JANUARY 3, 1996

PERSONAL BEST: 1:29:54 SEASON BEST: 1:32:59

BIO:

She has come a long from the time she started competing in a district meet, finishing second walking barefoot. Bhawna Jat rose from being among the outliers in women's 20km race-walking to being among the top two in the country. The athlete from Kabra village in Rajsamand district in Rajasthan broke the National Record in the 2020 National Race-Walking Championships in Ranchi with a time of 1:29:54, six seconds inside the Tokyo2020 Entry Standard laid down by World Athletics. Bhawna Jat thus became the first Indian woman athlete to earn herself a ticket to the Olympic Games in Tokyo. Ranked 27 in the Road to Olympic Games 20km Race-Walking list, she has waited for a bit more than a year to taste international competition, with the Asian Race-Walking Championships 2020 in Nomi, Japan, being cancelled due to the pandemic.



**LIVE IN ACTION ON THURSDAY,
5 AUGUST 2021; 01:00 PM (INDIA TIME)**

Includes the Top 20 Athletes and the Top 10 Performances of 2021

Performance	Name	NOC Code	Date of Birth	Pos.	Location	Date
1:23:49	YANG Jiayu	CHN	18 FEB 1996	1	Huangshan (CHN)	20 MAR
1:24:27	LIU Hong	CHN	12 MAY 1987	2	Huangshan (CHN)	20 MAR
1:24:45	QIEYANG Shijie	CHN	11 NOV 1990	3	Huangshan (CHN)	20 MAR
1:25:41	LASHMANOVA Elena	RUS	9 APR 1992	1	Sochi (RUS)	19 FEB
1:25:51	LYU Xiuzhi	CHN	26 OCT 1993	4	Huangshan (CHN)	20 MAR
1:25:59	YANG Liujing	CHN	22 AUG 1998	5	Huangshan (CHN)	20 MAR
1:26:45	KAGRAMANOVA Reykhan	RUS	1 JUN 1997	2	Sochi (RUS)	19 FEB
1:27:13	KHASANOVA Elvira	ROC	10 JAN 2000	3	Sochi (RUS)	19 FEB
1:27:30	GOLUBECHKOVA Darya	RUS	10 SEP 2000	1	Sochi (RUS)	19 FEB
1:27:42	PALMISANO Antonella	ITA	6 AUG 1991	1	Podebrady (CZE)	16 MAY
1:27:46	MA Zhenxia	CHN	1 AUG 1998	6	Huangshan (CHN)	20 MAR
1:28:03	PEREZ Maria	ESP	29 APR 1996	2	Podebrady (CZE)	16 MAY
1:28:07	Ni Yuan yuan	CHN	6 APR 1995	1	Huangshan (CHN)	20 MAR
1:28:07	GARCIA-CARO Laura	ESP	16 APR 1995	3	Podebrady (CZE)	16 MAY
1:28:24	ARENAS Sandra Lorena	COL	17 SEP 1993	1	A Coruña (ESP)	5 JUN
1:28:27	SERGEYEVA Nadezhda	ROC	12 MAR 1994	4	Sochi (RUS)	19 FEB
1:28:33	MA Li	CHN	15 JAN 2000	7	Huangshan (CHN)	20 MAR
1:28:37	GONZALEZ Raquel	ESP	16 NOV 1989	4	Podebrady (CZE)	16 MAY
1:28:39	GIORGI Eleonora Anna	ITA	14 SEP 1989	1	Grottaglie (ITA)	7 MAR
1:28:40	GONZALEZ Alegna	MEX	2 JAN 1999	2	A Coruña (ESP)	5 JUN



#IndianAthletics

20KM RACE WALK


PRIYANKA GOSWAMI

DOB: MARCH 10, 1996

PERSONAL BEST: 1:28:45 (NR) SEASON BEST: 1:28:45 (NR)

BIO:

Just as her team-mate Bhawna Jat had done in 2020, Priyanka Goswami broke the National Record this year to secure a ticket to the Olympic Games. The athlete who hails from Muzaffarnagar in Uttar Pradesh clocked 1:28:45 to win the 20km National Race-Walking Championships in Ranchi on February 13. She had missed meeting the Entry Standard in 2020 when she finished 36 seconds outside the 1:31:00 laid down by World Athletics. She has recovered from Covid-19 and will be looking forward to a good finish in Tokyo2020, drawing confidence from being 14th on the 20km race-walking Road to Olympic Games list. As a girl she first walked in a competition to be able to take home a bag that was given as a prize, but now the Olympic Games beckons.



**LIVE IN ACTION ON THURSDAY,
5 AUGUST 2021; 01:00 PM (INDIA TIME)**

Includes the Top 20 Athletes and the Top 10 Performances of 2021

Performance	Name	NOC Code	Date of Birth	Pos.	Location	Date
1:23:49	YANG Jiayu	CHN	18 FEB 1996	1	Huangshan (CHN)	20 MAR
1:24:27	LIU Hong	CHN	12 MAY 1987	2	Huangshan (CHN)	20 MAR
1:24:45	QIEYANG Shijie	CHN	11 NOV 1990	3	Huangshan (CHN)	20 MAR
1:25:41	LASHMANOVA Elena	RUS	9 APR 1992	1	Sochi (RUS)	19 FEB
1:25:51	LYU Xiuzhi	CHN	26 OCT 1993	4	Huangshan (CHN)	20 MAR
1:25:59	YANG Liujing	CHN	22 AUG 1998	5	Huangshan (CHN)	20 MAR
1:26:45	KAGRAMANOVA Reykhan	RUS	1 JUN 1997	2	Sochi (RUS)	19 FEB
1:27:13	KHASANOVA Elvira	ROC	10 JAN 2000	3	Sochi (RUS)	19 FEB
1:27:30	GOLUBECHKOVA Darya	RUS	10 SEP 2000	1	Sochi (RUS)	19 FEB
1:27:42	PALMISANO Antonella	ITA	6 AUG 1991	1	Podebrady (CZE)	16 MAY
1:27:46	MA Zhenxia	CHN	1 AUG 1998	6	Huangshan (CHN)	20 MAR
1:28:03	PEREZ Maria	ESP	29 APR 1996	2	Podebrady (CZE)	16 MAY
1:28:07	NI Yuanyuan	CHN	6 APR 1995	1	Huangshan (CHN)	20 MAR
1:28:07	GARCIA-CARO Laura	ESP	16 APR 1995	3	Podebrady (CZE)	16 MAY
1:28:24	ARENAS Sandra Lorena	COL	17 SEP 1993	1	A Coruña (ESP)	5 JUN
1:28:27	SERGEYEVA Nadezhda	ROC	12 MAR 1994	4	Sochi (RUS)	19 FEB
1:28:33	MA Li	CHN	15 JAN 2000	7	Huangshan (CHN)	20 MAR
1:28:37	GONZALEZ Raquel	ESP	16 NOV 1989	4	Podebrady (CZE)	16 MAY
1:28:39	GIORGI Eleonora Anna	ITA	14 SEP 1989	1	Grottaglie (ITA)	7 MAR
1:28:40	GONZALEZ Alegna	MEX	2 JAN 1999	2	A Coruña (ESP)	5 JUN



#IndianAthletics

50KM RACE WALK

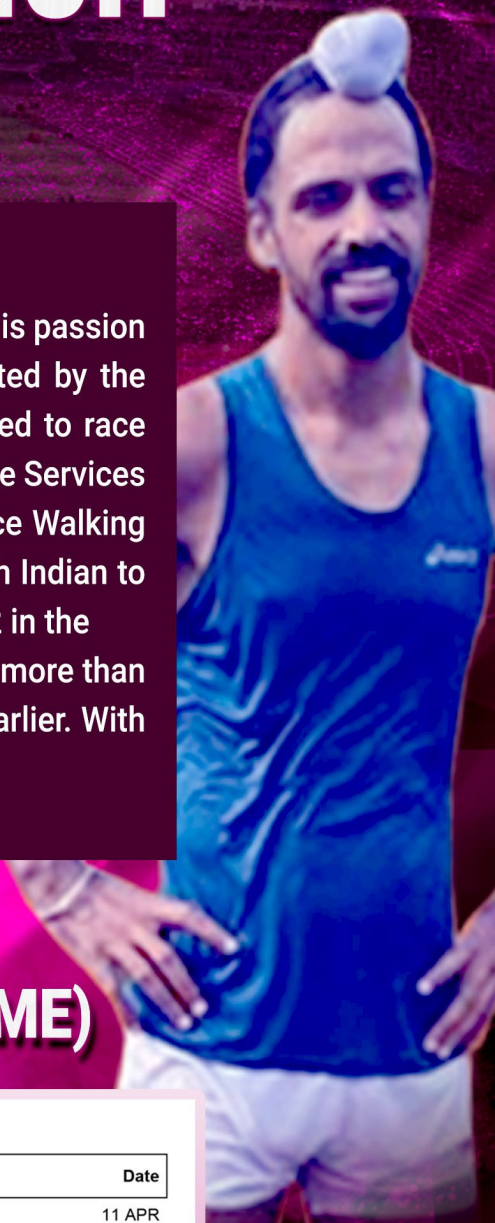
GURPREET SINGH

DOB: JULY 9, 1984

PERSONAL BEST: 3:59:42 SEASON BEST: 3:59:42

BIO:

He could not have asked for a better break than being able to return to his passion after a spell away from it because of migraine and after being deputed by the Indian Army to serve in the Democratic Republic of Congo. He returned to race walking in 2019 after six years and did not manage a podium finish in the Services Championships in 2019. But he did well to get back to the National Race Walking Championships the next two years. The Patiala athlete became the fifth Indian to break the 4-hour mark over the 50km distance when he clocked 3:59:42 in the National Race Walking Championships in Ranchi on February 14, 2021, more than 10 minutes faster than the time that earned him second place a year earlier. With the 60th ranking on the Road to Olympic Games.



LIVE IN ACTION ON FRIDAY, 6 AUGUST 2021; 02:00 AM (INDIA TIME)

Includes the Top 20 Athletes and the Top 10 Performances of 2021

Performance	Name	NOC Code	Date of Birth	Pos.	Location	Date
3:38:42	MARUO Satoshi	JPN	28 NOV 1991	1	Wajima (JPN)	11 APR
3:42:34	KATSUKI Hayato	JPN	28 NOV 1990	2	Wajima (JPN)	11 APR
3:43:31	KOBAYASHI Kai	JPN	28 FEB 1993	3	Wajima (JPN)	11 APR
3:43:44	HILBERT Jonathan	GER	21 APR 1995	1	Frankfurt am Main (GER)	10 APR
3:44:46	RAKOV Sergey	RUS	13 JUN 1999	1	Cheboksary (RUS)	29 MAY
3:45:26	NODA Tomohiro	JPN	24 JAN 1996	4	Wajima (JPN)	11 APR
3:46:27	FUJISAWA Isamu	JPN	12 OCT 1987	5	Wajima (JPN)	11 APR
3:46:28	ZAKALNYTSKYI Maryan	UKR	19 AUG 1994	1	Antalya (TUR)	6 MAR
3:46:51	LUO Yadong	CHN	15 JAN 1992	1	Huangshan (CHN)	21 MAR
3:47:01	BARRONDO Bernardo Uriel	GUA	5 JUN 1993	1	Dudince (SVK)	20 MAR
3:47:35	WANG Qin	CHN	8 MAY 1994	2	Huangshan (CHN)	21 MAR
3:47:38	TAKAHASHI Kazuki	JPN	17 JUN 1996	6	Wajima (JPN)	11 APR
3:47:40	TUR Marc	ESP	30 NOV 1994	1	Podebrady (CZE)	16 MAY
3:47:56	VILLANUEVA FLORES Claudio Paulino	ECU	3 AUG 1988	1	Sevilla (COL)	14 FEB
3:47:56	BIAN Tongda	CHN	1 APR 1991	3	Huangshan (CHN)	21 MAR
3:48:24	MASTIANICA Artur	LTU	30 JUL 1992	2	Dudince (SVK)	20 MAR
3:48:25	OJALA Aleks	FIN	9 DEC 1992	2	Podebrady (CZE)	16 MAY
3:48:44	SEILER Nathaniel	GER	6 APR 1996	2	Frankfurt am Main (GER)	10 APR
3:48:54	DOHMANN Carl	GER	18 MAY 1990	3	Frankfurt am Main (GER)	10 APR
3:48:56	SANCHEZ Luis Angel	GUA	15 DEC 1993	3	Dudince (SVK)	20 MAR



#IndianAthletics

MEN'S 4X400M RELAY

NATIONAL RECORD: 3:00:91

AMOJ JACOB - DOB: MAY 2, 1998

P NAGANATHAN - DOB: APRIL 23, 1996

AROKIA RAJIV - DOB: MAY 22, 1991

NOAH NIRMAL TOM - DOB: NOVEMBER 13, 1994

MUHAMMED ANAS - DOB: SEPTEMBER 17, 1994



BIO:

The rise of Amoj Jacob and Noah Nirmal Tom as well Arokia Rajiv's return from injury combine with the consistency of Muhammed Anas to give the Indian men's team a ray of hope when it seeks to get a spot in the 1600m relay final in the Olympics. The team qualified for the Olympics on its strength of its been ranked 13th on the Road to Tokyo ranking list.

LIVE IN ACTION ON FRIDAY, 6 AUGUST 2021; 02:00 AM (INDIA TIME)

Includes the Top 20 Teams and the Top 10 Performances of 2021

Performance	Name	NOC Code	Pos.	Location	Date
3:00.75	United States of America	USA		Gainesville (USA)	17 APR
3:01.89	India	IND		Patiala (IND)	25 JUN
3:01.96	Germany	GER		Leverkusen (GER)	27 JUN
3:02.35	Poland	POL		Leverkusen (GER)	27 JUN
3:02.42	Czech Republic	CZE		Cluj-Napoca (ROU)	20 JUN
3:02.49	Netherlands	NED		Cluj-Napoca (ROU)	20 JUN
3:02.61	India	IND		Patiala (IND)	21 JUN
3:02.64	Italy	ITA	1	Chorzów (POL)	30 MAY
3:02.87	Bahamas	BAH		Nassau (BAH)	27 JUN
3:03.03	Netherlands	NED	1h2	Chorzów (POL)	1 MAY
3:03.10	Spain	ESP	2	Chorzów (POL)	30 MAY
3:03.20	Dominican Republic	DOM		Madrid (ESP)	18 JUN
3:03.31	Japan	JPN	1h1	Chorzów (POL)	1 MAY
3:03.59	France	FRA	4	Chorzów (POL)	30 MAY
3:03.79	South Africa	RSA	2h2	Chorzów (POL)	1 MAY
3:04.01	Belgium	BEL	3h2	Chorzów (POL)	1 MAY
3:04.03	Botswana	BOT	1h3	Chorzów (POL)	1 MAY
3:04.17	Mexico	MEX	2	Miramar, FL (USA)	5 JUN
3:04.25	Brazil	BRA	1	Guayaquil (ECU)	31 MAY
3:04.64	Colombia	COL	2h1	Chorzów (POL)	1 MAY
3:04.83	Senegal	SEN		Lagos (NGR)	27 JUN
3:04.96	Turkey	TUR	1	Cluj-Napoca (ROU)	20 JUN